




*Manual,  
radial-arm,  
crosscut saw*



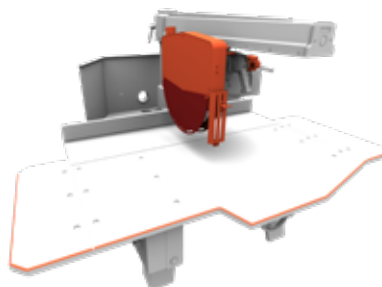
## **BEST 700 S**

For straight (90°), miter (0° to 45°- left) cross cutting and bevel cutting at 45° left and right, of wooden-based panels and solid wood boards up to 3mt. For furniture manufacturing and joinery.



### **VERSATILE**

Swivelling arm up to 45° left and right and left tilting cutting-head (0° to 45° with stop and lock at any intermediate angle) allow many different cutting operations for the greatest versatility.



### **SAFE**

Sound-insulated, full-cover blade guard with safety microswitch, anti-kickback, well-dimensioned working bench and emergency button definitively contribute to the operator safety during the cutting process.



### **SOLID AND ACCURATE**

Rugged steel construction, arm and base made of cast iron. Interchangeable and tempered-steel made guides. Cutting head sliding on 8 ball bearings for a smooth, precise and effortless carriage movement.



**Small footprint** : well suited to small workshops



**Easy to use**



**Versatile**



**Useful complement** to panel saws




## BEST 700 S SERVICE

Worldwide after-sale service.  
Real-time, on-line remote assistance through a dedicated augmented reality APP.  
Spare-parts availability for up to 10 years, shipment within 24 hrs

## DATA SHEET

Max. cutting height:	200 mm
Max. cutting width	570 x 20 h mm
Min..cutting width	400 x 200 h mm
Max.length of workpiece	unlimited
Max. cutting width for ripping	not allowed
Cutting height at 45°	0 - 135 mm
Min. and Max. cutting width at 45° (right)	270 - 400 mm
Min. and Max. cutting width at 45° (left)	80 - 210 mm
Height of blade from working bench	0 - 40 mm
Blade diameter	565 mm
Blade bore diameter	30 mm
Motor	HP / KW 7,5/ 5,5 RPM 2800
Working bench dimensions	1870x1108 mm
Diameter of dust collection nozzle on blade guard	60 mm
Diameter of dust collection nozzle on rear hood	100 mm
Overall dimensions of full- assembled machine	1870x1559x1579 mm
Package dimensions and weight	1500x1000x1600 mm 330kg



### TOP OF THE RANGE

**7,5 HP Motor and max. cutting height up to 200 mm** make this machine ideal for carrying out heavy-duty working process, like cutting of beams and/or different types of building structures made of wood.

### CUTTING HEIGHT

### CUTTING

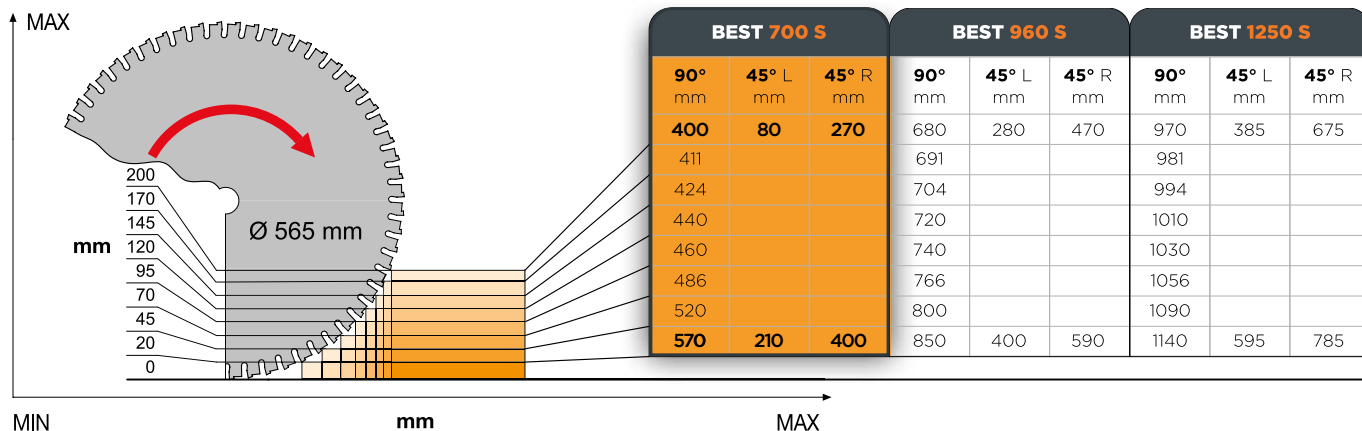
45°  
SX



45°  
DX

### WIDTH

90°



### SERVICE

+39 0571 635 433

service@maggi-technology.com

### MAGGI TECHNOLOGY

Via delle Regioni, 299  
50052 Certaldo (Firenze) Italia

### SALES

+39 0571 635 474

sales@maggi-technology.com



MADE  
in ITALY